

**SURAT KETERANGAN LULUS**  
**UJIAN SEMINAR PROPOSAL PENELITIAN SKRIPSI**  
**PROGRAM STUDI TEKNIK INFORMATIKA**  
**FAKULTAS SAINS TEKNOLOGI**  
**UNIVERSITAS BINA DARMA**



Nomor Dok. : FRM/TA/09  
Tanggal : 1 Mei 2006 Rev. 00




Nama : **Agus Salim**  
NIM/NIRM : **181420135**  
Judul : **Perancangan Ui/ux Sistem Informasi Penilaian Kinerja Guru Berbasis Web Di Smpn Satap Pekuwolan**  
Pembimbing Utama : **I. Nurul Huda, M.kom.**

Telah mengikuti Ujian Seminar Proposal Penelitian Skripsi Program Studi Teknik Informatika Strata Satu Fakultas Sains Teknologi Universitas Bina Darma pada :

Hari/Tanggal : **Jumat, 02 Mei 2025**  
Penguji : **1. Nurul Huda, M.Kom.**  
**2. Nurul Adha Oktarini Saputri, M.Kom**  
**3. Rezania Agramanisti AzdyS.Kom., M.Cs.**

dan dinyatakan dinyatakan **LAYAK** untuk dilanjutkan ke tahap penelitian. Dengan ini mohon kiranya agar dapat memberikan SK Pembimbing Penelitian guna melanjutkan penelitian sampai Ujian Komprehensif kepada mahasiswa tersebut. Atas perhatian dan kerjasamanya Kami mengucapkan terima kasih.

Palembang, 03 Mei 2025  
Program Studi Teknik Informatika  
Fakultas Sains Teknologi

  
Alek Wijaya, S.kom., M.i.t.

Lulus score nilai : **LULUS 87 (A)**

NB.

1. Perbaikan Skripsi dilakukan paling lambat 1 minggu
2. Wajib ikut ujian Program

NB:

Syarat pembuatan SK Pembimbing:

1. Lulus Seminar, dibuktikan dengan Surat keterangan lulus seminar yang telah di ACC penguji dan Kaprogstudi (Asli)
2. Formulir perbaikan seminar yang telah di ACC penguji dan Kaprogstudi (Asli)
3. Surat pengajuan judul dan pembimbing Tugas Akhir yang telah di ACC pembimbing dan Kaprogstudi (Fotocopy)
4. Rekap nilai yang telah di ACC/cek oleh PPM (fotocopy)
5. Fotocopy Kwitansi BPP Terbaru, Seminar dan Kwitansi Bimbingan Skripsi
6. Foto copy surat balasan dari Perusahaan
7. Semua Berkas dimasukan kedalam Map Kertas warna merah 1 buah dan diserahkan di PPM Lantai 1
8. Mahasiswa wajib mempunyai foto copy (Arsip) semua berkas persyaratan diatas



**FORMULIR  
Berita Acara  
Ujian Seminar  
Proposal Penelitian**

|                |                  |
|----------------|------------------|
| Nomor Dok :    | FRM/TA/04        |
| Nomor Revisi : | 04 <sup>07</sup> |
| Tgl. Berlaku : | 1 Jan 2019       |
| Klausur ISO :  |                  |

**FORMULIR PERBAIKAN PROPOSAL PENELITIAN**




Fakultas... Sains... Teknologi...  
Program Studi ..Teknik.. Informatika  
Universitas Bina Darma


Nama : AGUS SALIMI  
NIM : 181420135  
Program Studi : Teknik Informatika  
Judul : Perancangan UI/UX Sistem Informasi Penilaian Kinerja Guru Berbasis Web di SMPN Satap Perkowolan

Catatan Perbaikan :

1. Uraikan Variabel Penilaian Kinerja Gurunya !
2. Uraikan Tahap Pengujiannya berupa apa dan menggunakan metode apa ?
3. Hasil akhirnya nanti apakah hanya berupa UI/UX saja atau sudah berbentuk apa? Uraikan hasil akhir yg ingin dicapai seperti apa !

Tim Penguji:

Ketua : Nurri Huda, M.kom.   
Anggota Penguji : Nurri Adha Oktarini Sapti, M.kom.   
Anggota Penguji : Rezania Anamanisti Ahy, S.kom., M.Cs 

Palembang, 10 Mei 2025  
Ketua Prog. Studi Teknik Informatika  
  
Alex Wijaya, S.kom., M.I.T.

No. Revisi : 04

Tanggal : 1/01/2019

**SURAT KETERANGAN LULUS**  
**UJIAN SARJANA SKRIPSI**  
**PROGRAM STUDI TEKNIK INFORMATIKA**  
**FAKULTAS SAINS TEKNOLOGI**  
**UNIVERSITAS BINA DARMA**



Nomor Dok : FRM/WDS/01  
Tanggal 01 Mei 2006, Rev. 00

Nama Lengkap : Agus Salim  
NIM : 181420135  
Judul : Perancangan Ui/ux Sistem Informasi Penilaian Kinerja Guru  
Berbasis Web Di Smpn Satap Pekuwanan  
Pembimbing Utama : I. Nurul Huda, M.kom.

Telah mengikuti Ujian Komprehensif / Tugas Akhir II Program Studi Teknik Informatika Strata Satu Sains  
Teknologi Universitas Bina Darma pada :

Tanggal : Jumat, 29 Agustus 2025

Dengan ini dinyatakan LULUS dengan score nilai 95 (A). Atas perhatian dan kerjasamanya Kami  
mengucapkan terima kasih.

Palembang, 05 September 2025  
Program Studi Teknik Informatika  
Fakultas Sains Teknologi

Alek Wijaya, S.kom., M.i.t.

NB :

1. Syarat untuk mendaftar Wisuda
2. Informasi Pendaftaran Wisuda Hubungi Pusat Pelayanan Mahasiswa
3. Wajib Ditanda tangani oleh Ka. Prog. Studi

**KEPUTUSAN  
DEKAN FAKULTAS SAINS TEKNOLOGI  
NOMOR : 008/SK/FIK-TI/Univ-BD/V/2025  
TENTANG**

**PEMBIMBING PENELITIAN MAHASISWA  
FAKULTAS SAINS TEKNOLOGI UNIVERSITAS BINA DARMA**

- Menimbang** :
- a. Bahwa mahasiswa semester akhir diharuskan melaksanakan penelitian dan menyusun skripsi sebagai salah satu syarat untuk menyelesaikan studi pada Program Strata 1 (S-1) Fakultas Sains Teknologi Universitas Bina Darma;
  - b. Bahwa untuk kelancaran dalam pelaksanaan penelitian dan penyusunan skripsi dimaksud, dipandang perlu untuk menunjuk dan menugaskan Pembimbing Skripsi bagi setiap mahasiswa;
  - c. Bahwa untuk memenuhi butir-butir di atas perlu diterbitkan Surat Keputusan sebagai landasan hukumnya.

- Mengingat** :
1. Undang-undang Nomor 20 tahun 2003;
  2. Peraturan Pemerintah Nomor 60 tahun 1999;
  3. Akte Pendirian Yayasan Nomor 95 tanggal 28 Desember 1993;
  4. Surat Keputusan Menteri Pendidikan Nasional Republik Indonesia Nomor : 112/D/O/2002;
  5. Statuta Universitas Bina Darma;
  6. Surat Keputusan Rektor Universitas Bina Darma Nomor : 165/SK/UNIV-BD/XI/2008 tanggal 03 Nopember 2008.

**MEMUTUSKAN**

- Menetapkan  
PERTAMA** :
- Menunjuk dan menugaskan saudara-saudara
1. Nurul Huda, M.Kom.
  - 2.

berturut-turut sebagai Pembimbing Utama dan Pembimbing Pendamping dalam menyusun Skripsi mahasiswa di bawah ini :

Nama : Agus Salim  
Nim : 181420135  
Fakultas : Sains Teknologi  
Program Studi : Teknik Informatika  
Judul Penelitian : Perancangan UI/UX Sistem Informasi Penilaian Kinerja Guru Berbasis Web di SMPN Satap Pekuwolan


- KEDUA** : keputusan ini berlaku mulai tanggal ditetapkan sampai dengan yang bersangkutan menyelesaikan skripsi dan tugas akhir;
- KETIGA** : keputusan ini diberikan kepada yang bersangkutan untuk dilaksanakan sebagaimana mestinya, apabila di kemudian hari terdapat kekeliruan dalam penetapan ini akan diperbaiki sebagaimana mestinya.

Ditetapkan di Palembang  
pada tanggal 02 Mei 2025  
Dekan,



Dr. Tata Sutabri, S.Kom., MMSI., MKM

- Tembusan disampaikan kepada Yth.
1. Pembimbing Utama dan Pendamping;
  2. Ketua Program Studi;
  3. Mahasiswa yang bersangkutan.

|   |   |              |                 |
|---|---|--------------|-----------------|
|  | <b>FORMULIR</b><br><br><b>Permohonan Pengajuan</b><br><b>Judul &amp; Pembimbing Karya Akhir</b> | Nomor Dok    | FRM/TA/04/05    |
|   |   | Nomor Revisi | 05              |
|   |   | Tgl. Berlaku | 05 Oktober 2022 |
|   |   | Standar SPMI | -               |

Perihal : **Permohonan Judul & Pembimbing Karya Akhir**

Kepada Yth.  
Ketua Program Studi Teknik Informatika  
Fakultas Sains Teknologi  
Universitas Bina Darma  
Palembang

Dengan hormat,  
Saya yang bertanda tangan di bawah ini, mahasiswa Program Studi Teknik Informatika Universitas Bina Darma Palembang.

Nama : Agus Salim  
Nim : 181420135  
Semester : 14  
Program Studi : Teknik Informatika  
Kelompok Riset :


Sehubungan dengan akan berakhirnya studi saya, maka dengan ini bermaksud mengajukan permohonan judul dan pembimbing tugas akhir, Adapun judul yang saya ajukan sebagai berikut.

1. Perancangan Sistem Informasi Administrasi Sekolah Berbasis Web di SMPN Satap Pekuwanan.
2. Perancangan UI/UX Sistem Informasi Penilaian Kinerja Guru Berbasis Web di SMPN Satap Pekuwanan.
3. Aplikasi Sistem Pengolahan Data Nilai Siswa Berbasis Web Pada SMPN Satap Pekuwanan.

Atas perhatiannya, saya ucapkan terima kasih.

Ketua Kelompok Riset,

(.....)

Hormat saya,  
  
(Agus Salim)

Mengetahui  
Ketua Program Studi,







(Alex Wijaya, S.Kom., M.I.T.)

**Pembimbing Karya Akhir**








: Nuri Huda  19/10/2022  
...../3

**Syarat Pengajuan Judul :**

-  Formulir di isi lengkap dengan melampirkan jurnal atau paper
-  Fotocopy lembar PA yang sudah di acc oleh Pembimbing Akademik untuk mengajukan Skripsi (Khusus Program Studi Sistem Informasi) Formulir Nota Dinas (Khusus Fakultas Ekonomi dan Bisnis)
-  Fotocopy KRS yang tercantum Skripsi
-  Berkas dimasukkan dalam Map Plastik Transparan warna (Fak. Ilmu Komputer = Merah), (Fak. Ekonomi dan Bisnis = Kuning), (Fak. Psikologi, dan Fak. Komunikasi = Biru) (Fak. Teknik = Hijau), (Fak. Ilmu Keguruan, Ilmu Pendidikan dan Bahasa = Merah Maroon), (Fak. Vokasi = Orange muda).

**LEMBAR KONSULTASI**

**Nama** : Agus Salim  
**NIM** : 181420135  
**Program Studi** : Teknik Informatika  
**Judul Penelitian** : Perancangan UI/UX Sistem Informasi Penilaian Kinerja Guru Berbasis Web di SMPN Satap Pekuwolan  
**Pembimbing** : Nurul Huda, M.Kom.

| No | Tanggal   | Keterangan   | Paraf   |
|----|-----------|--|---|
|    | 17/5 2025 | Perbaiki latar belakang<br>sertakan di pedoman pensoren    |   |
|    | 31/5 2025 | Revisi tmu tersebut<br>Perbaiki metode penelitian          |  |
|    | 2/6 2025  | Judul dan lampiran. di.<br>Ditinjau pustaka dan lain-lain. |  |
|    | 10/6 2025 | masukan dan ui/ux yang                                     |  |
|    | 14/6 2025 | Aa Bbb I & II  |  |
|    | 20/6 2025 | tambahkan uml.<br>Perbaiki programnya.                     |  |
|    |           | ganti usability ke Black<br>Box testing                    |  |

**LEMBAR KONSULTASI**

**Nama** : Agus Salim  
**NIM** : 181420135  
**Program Studi** : Teknik Informatika  
**Judul Penelitian** : Perancangan UI/UX Sistem Informasi Penilaian Kinerja Guru Berbasis Web di SMPN Satap Pekuwolan  
**Pembimbing** : Nurul Huda, M.Kom.

| No | Tanggal   | Keterangan   | Paraf |
|----|-----------|--|-------|
|    | 1/7 2017  | Perbaiki Bab I<br>Sebaiknya di jurnal referensinya<br>apakah menggunakan usability atau<br>Black box, perbaiki<br>program. | A.    |
|    | 14/7 2017 | Ace program<br>Ace Bab III lanjut bab IV   | A.    |
|    | 16/7 2017 | Ace Bab IV & V   | A.    |
|    |           | Ace siap ujian selesai   | A.    |
|    |           | <del>###</del>   |       |
|    |           |  |       |

Aa

Agus 19/2/25  
Nurul Huda

# FILE BAB 1-5 Agus Salim Revisi5 OK[1].docx

## ORIGINALITY REPORT

13%

SIMILARITY INDEX

12%

INTERNET SOURCES

6%

PUBLICATIONS

6%

STUDENT PAPERS

## PRIMARY SOURCES

|   |   |     |
|---|---|-----|
| 1 | <a href="http://eprintslib.ummgl.ac.id">eprintslib.ummgl.ac.id</a><br>Internet Source         | 3%  |
| 2 | <a href="http://digilibadmin.unismuh.ac.id">digilibadmin.unismuh.ac.id</a><br>Internet Source | 1%  |
| 3 | <a href="http://journal.laaroiba.ac.id">journal.laaroiba.ac.id</a><br>Internet Source         | <1% |
| 4 | Submitted to SDM Universitas Gadjah Mada<br>Student Paper                                     | <1% |
| 5 | Submitted to Universitas Pelita Harapan<br>Student Paper                                      | <1% |
| 6 | <a href="http://repository.uinjambi.ac.id">repository.uinjambi.ac.id</a><br>Internet Source   | <1% |
| 7 | <a href="http://www.dinastirev.org">www.dinastirev.org</a><br>Internet Source                 | <1% |
| 8 | <a href="http://repository.uin-suska.ac.id">repository.uin-suska.ac.id</a><br>Internet Source | <1% |
| 9 | <a href="http://repository.unj.ac.id">repository.unj.ac.id</a><br>Internet Source             | <1% |

|    |   |      |
|----|---|------|
| 10 | Submitted to University of Wales, Bangor<br>Student Paper | <1 % |
| 11 | e-publisher.my.id<br>Internet Source                      | <1 % |
| 12 | eprints.umk.ac.id<br>Internet Source                      | <1 % |
| 13 | repository.uhamka.ac.id<br>Internet Source                | <1 % |
| 14 | repository.usd.ac.id<br>Internet Source                   | <1 % |
| 15 | begawe.unram.ac.id<br>Internet Source                     | <1 % |
| 16 | repository.ar-raniry.ac.id<br>Internet Source             | <1 % |
| 17 | 123dok.com<br>Internet Source                             | <1 % |
| 18 | repository.its.ac.id<br>Internet Source                   | <1 % |
| 19 | Submitted to Universitas Muria Kudus<br>Student Paper     | <1 % |
| 20 | digilib.unila.ac.id<br>Internet Source                    | <1 % |
| 21 | repositori.uma.ac.id<br>Internet Source                   | <1 % |

|    |   |      |
|----|---|------|
| 22 | Wawan Yulianto. "PENGELOLAAN APLIKASI PENILAIAN KINERJA GURU DI SMK NEGERI 2 SRAGEN BERBASIS WEB", Jurnal Litbang Sukowati : Media Penelitian dan Pengembangan, 2018<br>Publication | <1 % |
| 23 | <a href="http://media.neliti.com">media.neliti.com</a><br>Internet Source   | <1 % |
| 24 | <a href="http://repository.binadarma.ac.id">repository.binadarma.ac.id</a><br>Internet Source   | <1 % |
| 25 | <a href="http://eprints.polsri.ac.id">eprints.polsri.ac.id</a><br>Internet Source   | <1 % |
| 26 | <a href="http://ejournal.seaninstitute.or.id">ejournal.seaninstitute.or.id</a><br>Internet Source   | <1 % |
| 27 | RIFQA RAHMATUNNISA. "Penerapan Sistem Informasi Manajemen di Sekolah", INA-Rxiv, 2019<br>Publication  | <1 % |
| 28 | <a href="http://www.slideshare.net">www.slideshare.net</a><br>Internet Source   | <1 % |
| 29 | <a href="http://belajar-ilmiah.blogspot.com">belajar-ilmiah.blogspot.com</a><br>Internet Source   | <1 % |
| 30 | <a href="http://repository.uinsu.ac.id">repository.uinsu.ac.id</a><br>Internet Source   | <1 % |

31 Pancarrani, Gloria Putri. "Audit Energi Listrik Berbasis Fuzzy Logic Pada Rumah Sakit Banyumanik 2", Universitas Islam Sultan Agung (Indonesia), 2023  
Publication <1 %

32 repository.ubharajaya.ac.id  
Internet Source <1 %

33 text-id.123dok.com  
Internet Source <1 %

34 journal.febubhara-sby.org  
Internet Source <1 %

35 repo.iainbatusangkar.ac.id  
Internet Source <1 %

36 attractivejournal.com  
Internet Source <1 %

37 core.ac.uk  
Internet Source <1 %

38 docplayer.info  
Internet Source <1 %

39 ejournal.sagita.or.id  
Internet Source <1 %

40 Tahtimatur Rizkiyah, Nurul Istiani. "Nilai Pendidikan Sosial Keberagaman Islam Dalam Moderasi Beragama Di Indonesia", POROS ONIM: Jurnal Sosial Keagamaan, 2021 <1 %

Publication

|    |  |      |
|----|--|------|
| 41 | <a href="#">Submitted to Universitas Bina Darma</a><br>Student Paper | <1 % |
| 42 | <a href="#">dspace.uii.ac.id</a><br>Internet Source                  | <1 % |
| 43 | <a href="#">ejurnal-unisap.ac.id</a><br>Internet Source              | <1 % |
| 44 | <a href="#">es.scribd.com</a><br>Internet Source                     | <1 % |
| 45 | <a href="#">jurnal.mymalewa.org</a><br>Internet Source               | <1 % |
| 46 | <a href="#">repository.dinamika.ac.id</a><br>Internet Source         | <1 % |
| 47 | <a href="#">aimarusciencemania.wordpress.com</a><br>Internet Source  | <1 % |
| 48 | <a href="#">ejournal.undiksha.ac.id</a><br>Internet Source           | <1 % |
| 49 | <a href="#">jurnal.unai.edu</a><br>Internet Source                   | <1 % |
| 50 | <a href="#">repository.teknokrat.ac.id</a><br>Internet Source        | <1 % |
| 51 | <a href="#">id.123dok.com</a><br>Internet Source                     | <1 % |

[repository.stie-mce.ac.id](#)

|    |   |      |
|----|---|------|
| 52 | Internet Source   | <1 % |
| 53 | <a href="http://eprints.ums.ac.id">eprints.ums.ac.id</a><br>Internet Source   | <1 % |
| 54 | <a href="http://journal.universitaspahlawan.ac.id">journal.universitaspahlawan.ac.id</a><br>Internet Source   | <1 % |
| 55 | Taufik Hidayat, Hanif Fajar Kurniawan, Sukisno Sukisno, Lily Arlianti. "IMPLEMENTASI METODE AGILE UNTUK RANCANG BANGUN SISTEM PENILAIAN KINERJA GURU", Jurnal Informatika dan Teknik Elektro Terapan, 2024<br>Publication | <1 % |
| 56 | <a href="http://eprints.uny.ac.id">eprints.uny.ac.id</a><br>Internet Source   | <1 % |
| 57 | <a href="http://repository.syekhnurjati.ac.id">repository.syekhnurjati.ac.id</a><br>Internet Source   | <1 % |
| 58 | <a href="http://zombiedoc.com">zombiedoc.com</a><br>Internet Source   | <1 % |

Exclude quotes Off

Exclude matches Off

Exclude bibliography Off

Palembang, 21 Maret 2025

Nomor : 0144/S.Pen/FST/UBD/III/2025  
Perihal : Izin Pengambilan Data Untuk Karya Akhir  
Lampiran : -

Kepada Yth.

Kepala Sekolah Menengah Pertama Negeri Satap Pekuwolan  
cq. Kepala Bagian Tata Usaha  
Jalan Raya Ranau Desa Pekuwolan  
Kecamatan Buay Rawan  
Kabupaten OKU Selatan

Dengan hormat,

Sesuai dengan Kurikulum Fakultas Sains Teknologi Universitas Bina Darma, setiap mahasiswa diwajibkan penyusunan Laporan/Karya akhir di Semester 14 (empat belas) Genap Tahun Akademik 2024-2025. Sehubungan dengan ini, kami mengharapkan kesediaan Bapak/Ibu untuk memberikan kesempatan dan izin kepada mahasiswa:

N a m a : Agus Salim  
NIM : 181420135  
Program Studi : Teknik Informatika  
Judul : Perancangan UI/UX Sistem Informasi Penilaian Kinerja Guru  
Berbasis Web Di SMPN Satap Pekuwolan

Untuk melakukan Pengambilan Data sebagai kelengkapan Karya Akhir mahasiswa tersebut di Bagian Tata Usaha. Adapun waktu pengambilan data tersebut selama selama 1 (Satu) bulan dimulai tanggal 24 Maret – 24 April 2025. Data yang diperoleh tidak akan dipublikasikan/disebarluaskan, hanya untuk keperluan ilmiah mahasiswa bersangkutan.

Demikian surat permohonan ini kami buat. Atas perhatian dan kerjasamanya, diucapkan terima kasih.

Fakultas Sains Teknologi  
Dekan,  
Universitas Bina  
Darma  
Fakultas Sains Teknologi

Dr. Tata Sutabri, S.Kom., MMSI., MKM

Cc.Arsip



PEMERINTAH KABUPATEN OGAN KOMERING ULU SELATAN  
DINAS PENDIDIKAN

# SMPN SATAP PEKUWOLAN

KECAMATAN BUAY RAWAN

Jln. Raya Ranau Desa Pekuwan Kec. Buay Rawan Kab. OKUS Kode Pos 32211



Nomor : 420/107/SMPN-PKW/Disdik.OS/2025  
Lampiran : -  
Perihal : Persetujuan Penelitian

Kepada  
Yth. Sdr. Agus Salim (181420135)  
Mahasiswa Universitas Bina Darma  
Di Tempat

Dengan hormat,

Sehubungan dengan surat permohonan izin penelitian yang Saudara ajukan tertanggal 21 Maret 2025, dengan ini kami menyampaikan bahwa kami memberikan izin kepada Saudara untuk melakukan penelitian di SMPN Satap Pekuwan.

Adapun judul penelitian yang akan dilakukan adalah: "Perancangan UI/UX Sistem Informasi Penilaian Kinerja Guru Berbasis Web di SMPN Satap Pekuwan."

Kegiatan penelitian ini dapat dilaksanakan mulai tanggal 24 Maret 2025 s/d 24 April 2025, dengan tetap memperhatikan hal-hal berikut:

1. Penelitian dilakukan dengan menjunjung tinggi etika dan sopan santun di lingkungan sekolah.
2. Tidak mengganggu kegiatan belajar mengajar yang sedang berlangsung.
3. Informasi atau data yang diperoleh hanya digunakan untuk kepentingan akademik dan tidak disebarluaskan tanpa persetujuan pihak sekolah.
4. Koordinasi dilakukan dengan Wakil Kepala Sekolah atau petugas yang ditunjuk.

Kami berharap penelitian ini dapat berjalan dengan lancar dan memberi manfaat baik bagi pengembangan ilmu pengetahuan maupun peningkatan mutu pelayanan di sekolah kami.

Demikian surat balasan ini kami sampaikan. Atas perhatian dan kerja samanya, kami ucapkan terima kasih.

Pekuwan, 22 Maret 2025

Kepala SMPN Satap Pekuwan,



**MUKHTI KHAIBARI, S.Pd.**

**NIP. 197307061996111001**



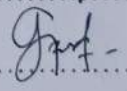
FORMULIR PERBAIKAN SEMINAR HASIL PENELITIAN


Nama : AGUS SALIM  
 Nim : 181420135  
 Program Studi : TEKNIK INFORMATIKA  
 Fakultas : SAINS TEKNOLOGI  
 Judul : PERANCANGAN UI/UX SISTEM INFORMASI  
 PENILAIAN KINERJA GURU BERBASIS WEB  
 DI SMPN SATAP PEKUWOLAN

Catatan Perbaikan:

Perhatikan format penamaan tabel dan gambar!

Tim Penguji:

Ketua : NURUL HUDA, M.KOM.   
 Anggota Penguji : NURUL ADHA OKTAPRINI SAPUTRI, M.KOM.   
 Anggota Penguji : REZANIA AGRAMANISTI AZDY, S.KOM., M.Cs. 

Palembang, 23 Agustus 2025  
 Ketua Program Studi TEKNIK INFORMATIKA  
  
 ALEX WIJAYA, S.KOM., M.IT.

LETTER OF ACCEPTANCE (LoA)

No: ICIBA-SOSIEC/LoA/2025/07

The Organizing Committee of ICIBA – SOSIEC 2025 hereby certifies that the article:

Article Title : Designing the UI/UX of a Web-Based Teacher Performance  
Evaluation Information System at SMPN Satap Pekuwanan  
Author(s) : Agus Salim, Nurul Huda  
Affiliation : Universitas Bina Darma

Has **COMPLIED** with the required writing format and is declared accepted to be further processed by the reviewer team for publication in the **International Conference on Information Technology, Engineering, and Business Application (ICIBA) – Social Science & Economic International Conference (SOSEIC) 2025**, which will be held on **December 4–5, 2025**.

The article will proceed to the **review stage** and will be processed for publication in the **Official Proceedings of ICIBA – SOSIEC 2025**, in accordance with the publication requirements and the final review results.

This certificate is issued to be used as appropriate.

Palembang, September 12, 2025  
Conference Chair

Prof. Dr. Edi Surya Negara, M.Kom

16/9/2025

# Designing the UI/UX of a Web-Based Teacher Performance Evaluation Information System at SMPN Satap Pekuwan

Agus Salim<sup>1\*</sup>, Nurul Huda<sup>2</sup>

<sup>1,2</sup> Informatics Engineering, Bina Darma University, Palembang, Indonesia

\*Corresponding Author: agussalim030484@gmail.com

**Abstract:** *Teacher performance evaluation is a crucial component in improving the quality of education. However, the manual evaluation process at SMPN Satap Pekuwan presents several challenges, such as delays in data compilation, lack of transparency, and limited access to information. This study aims to design the user interface (UI) and user experience (UX) of a web-based information system for teacher performance evaluation to support a more efficient, transparent, and structured process. The research employed a User-Centered Design (UCD) methodology, consisting of four main stages: understanding the usage context, specifying user requirements, designing solutions, and evaluating the design. Data collection was carried out through direct observation, interviews with school stakeholders, and questionnaires distributed to potential users, including teachers and the principal. The interface prototype was developed using Figma, and evaluated through usability testing with five participants to gather feedback on ease of use and user satisfaction. The results showed that the developed UI/UX design met most of the user needs, with an average System Usability Scale (SUS) score of 82, categorized as "good." Features such as digital assessment forms, performance history, and data visualization dashboards effectively improved the efficiency and accessibility of the evaluation process.*

**Keywords:** UI/UX, information system, teacher performance evaluation, web-based.

## 1. Introduction

Education consists of various essential components, one of which is the role of teachers. Teachers hold a great responsibility in the educational process of students. Therefore, teachers with optimal performance are needed to effectively educate the younger generation and produce high-quality human resources [1]. The success of an educational program is largely determined by the quality of teachers' performance as the spearhead of education implementation [2].

Thus, the role of teachers is highly expected as educators who are able to encourage the improvement of student learning achievement while also fostering their enthusiasm in the learning process. To achieve this, teachers need to have the competence and skills to teach certain subjects. When students' learning motivation grows, their attention will be more focused on the subject matter delivered by the teacher [3]. Meanwhile, Teacher Performance Assessment (PKG) is an evaluation process of the implementation of teachers' main tasks, aimed at career development, promotion advancement, and rank improvement. The main purpose of PKG implementation is not to burden teachers, but rather to support the creation of professional teachers [4]. This is important because the dignity of a profession greatly depends on the quality of services provided by its practitioners. Teacher Performance Assessment (PKG) covers four main aspects of competence: pedagogical, personal, professional, and social competencies. Each of these competencies consists of a number of

assessment indicators [5]. Based on interviews with the principal of SMPN Satap Pekuwolan, it was conveyed that all teachers are required to meet these competency criteria, even though the results are not yet perfect. The assessment of teachers' performance refers to the PKG guidelines as stipulated in the Regulation of the Minister of National Education Number 16 of 2007 concerning Standards of Academic Qualifications and Teacher Competencies.

SMPN Satap Pekuwolan is a public junior high school located in Pekuwolan Village, Buay Rawan District, South OKU Regency. This school was officially established in 2013 based on the Decree of the Minister of Education and Culture of the Republic of Indonesia Number 560.A/811/DIKPORA/2013, dated December 5, 2013, under the official name SMPN Satap Pekuwolan. The number of staff in this school reaches 58 people, consisting of 48 teachers and 10 administrative staff. From the results of interviews and observations conducted with the principal of SMPN Satap Pekuwolan, it was found that the teacher performance evaluation process has so far still been carried out manually or conventionally. This process includes filling out assessment forms and calculating scores manually using a calculator. Each assessor evaluates teacher performance based on specific competency indicators and records the scores on the provided forms. This assessment usually takes place over 4 to 6 weeks at the end of two semesters. In addition, the management of PKG document archives often causes administrative obstacles. SMPN Satap Pekuwolan is committed to improving teacher quality through performance evaluations conducted by the principal, based on several predetermined performance aspects. However, the current assessment system is still manual, namely filling in forms using Microsoft Word and calculating scores using a calculator. This method is prone to errors in calculating teacher performance scores. Moreover, the absence of a performance assessment archive storage system has made it difficult for the principal to monitor teacher performance regularly. Therefore, a web-based teacher performance assessment system is needed that is capable of automatically and accurately calculating scores through digital forms, as well as storing archived assessment data from previous periods.

The design of this web-based application in the form of a user interface (UI/UX) adopts the Design Thinking approach, which emphasizes the needs of two types of users and encourages innovative solutions to a problem. Design Thinking offers a more systematic and structured approach to generating creative ideas [6]. Therefore, this approach is highly suitable to be used as the basis for designing a web interface that is easy to understand, quick to use, capable of completing tasks efficiently, and provides a satisfying user experience.

## **2. Research Methodology**

This study employs the design thinking method in designing an optimal user interface and user experience (UI/UX) that aligns with user needs. The purpose of this development is to produce a web-based technological solution that can facilitate principals and teachers in conducting teacher performance assessments effectively. The application development process involves various methodological stages, including in-depth system analysis, in-depth interviews, and the distribution of questionnaires to collect user requirement data and identify challenges encountered in the field [7]. Furthermore, various comprehensive system testing techniques were carried out to evaluate the quality and effectiveness of the resulting design before the application was implemented in practice.

### **2.1. Empathize**

The initial step carried out by the author was data collection through interview sessions with the principal and several teachers at SMP Negeri Satap Pekuwolan. The

conclusion from these interviews indicated that, at present, the teacher performance evaluation process at SMP Negeri Satap Pekuwolan still uses a conventional system, utilizing Microsoft Office as the main supporting tool. However, this method presents several significant challenges, particularly related to the objectivity of assessments. Inaccuracies in evaluation results often occur because the scoring process is still done manually using a calculator, which is prone to calculation errors. A digital solution in the form of a web-based evaluation platform is expected to address these problems. This application is designed to simplify the evaluation process while improving the accuracy of assessment results through an automated calculation system. A user-friendly interface design is prioritized to ensure accessibility without significant technical barriers.

## 2.2. Define

This research stage involves a comprehensive analysis of the various problems identified in the previous phase. Subsequently, these findings will be classified and visualized in the form of a User Persona and User Journey Map to systematically map out user needs.

### a. User Persona

The User Persona serves as a visual representation that illustrates user characteristics, needs, and behavioral patterns when interacting with a product or service [8]. This analysis also acts as an important guide in designing the User Experience so that the final product aligns with user expectations. In this section, the User Persona profiles represent the principal and teachers as the main users.

### b. User Journey Map

The User Journey Map is used to illustrate the steps and experiences of users when interacting with this web-based application.

- For the **Principal**, the journey includes six main stages. The principal begins by becoming aware of the application through colleagues (**Awareness**) and then seeks further information about its features (**Consideration**). After completing the registration (**Onboarding**), the principal starts using the application to evaluate teacher performance (**Usage**) and provides feedback to the developers (**Feedback**). In the final stage, the principal optimizes the use of the application to enhance teacher performance (**Optimization**).
- The **Teacher's** journey in using this application also consists of six main stages. The process begins when the teacher first receives information about the application from the principal (**Awareness**), followed by an analysis of the perceived benefits (**Consideration**). During the implementation stage, teachers use the platform to monitor their performance evaluation results (**Usage**) and provide reports regarding their user experience (**Feedback**). Based on the feedback received, teachers then develop strategies to improve their competencies (**Development**).

These interactions involve several key communication channels, such as official application guides, feature demonstration sessions, and evaluation forms. Emotionally, the user experience evolves dynamically, starting from curiosity and initial enthusiasm to the growth of self-confidence and motivation after fully understanding the use of the application.

By leveraging the User Journey Map, the design of this web-based application can identify difficulties or confusion experienced by users.

### **2.3. Ideate**

The next stage is to gather various ideas to find solutions to the problems faced by users. The collected ideas are then structured into an application framework in the form of How Might We, User Flow, and wireframes of the web-based application. *How Might We* (HMW) is a question used in the Ideation (Ideate) stage to help transform identified concerns and problems into design opportunities [9]. These questions are designed to encourage the team to think creatively and exploratively in seeking solutions.

### **2.4. Prototype**

At this stage, the design concepts generated during the ideation process are transformed into tangible prototypes. The prototype serves as a preliminary model of the web-based teacher performance assessment application, focusing on interface design (UI) and user experience (UX). The purpose of developing this prototype is to provide a clear visualization of the application's functionality and navigation flow before the actual system is built. Wireframes and interactive mockups are created to represent how users will interact with the application. The prototyping process involves iterative refinement based on feedback from stakeholders, including principals and teachers. This ensures that the design remains aligned with user expectations and functional requirements. Furthermore, prototyping helps identify usability issues at an early stage, allowing necessary adjustments to be made before the development process progresses further.

### **2.5. Test**

The final stage of the design thinking process is testing, which aims to evaluate the effectiveness, efficiency, and user satisfaction of the developed prototype. In this stage, users are directly involved in testing the prototype by performing specific tasks, such as filling out digital evaluation forms, calculating performance scores automatically, and accessing archived assessment data. Feedback from users is then collected through observation, interviews, and questionnaires to identify strengths, weaknesses, and areas for improvement. The testing results provide valuable insights into whether the prototype successfully addresses user needs and resolves existing problems in the teacher performance evaluation process. If issues are found, design revisions are carried out iteratively until the application achieves an optimal level of usability and functionality.

## **3. Results and Discussion**

### **3.1. Implementation of the Web-Based Teacher Performance Assessment System**

At the implementation stage, the previously designed system was applied to facilitate the teacher performance assessment process at SMPN Satap Pekuwolan. This website was developed using the CodeIgniter 4 framework as the backend, MySQL as the database, and the Mantis admin template for the user interface (UI) design. CodeIgniter 4 is a PHP framework used to develop web-based applications.

At this stage, initial configurations were carried out, such as installing CodeIgniter 4, configuring the database connection, and setting up routing for the teacher performance assessment application. The first step was downloading and configuring CodeIgniter 4 using Composer, a PHP dependency management tool. Next, the database configuration was performed in the *.env* file, where the connection to MySQL was set up to store data related to teacher performance assessments, including teacher data, assessment aspects, and assessment results [10].

### (a) Login Page

The login page serves as the entry point for users to access the web-based teacher performance assessment system. Both principals and teachers are required to enter their registered username and password to gain access. This page is equipped with an authentication mechanism that ensures only authorized users can log in and use the system. The login feature not only secures the application but also allows the system to differentiate between user roles, so that each user can access the features relevant to their responsibilities.



Figure 1. Login Page

### (b) Dashboard (Main Page)

The dashboard functions as the main interface of the system, presenting essential information related to teacher activities and the number of teachers who have participated in the performance assessment process. This page is designed to provide users with a clear overview of ongoing activities while ensuring easy access to the core features of the application. Several key menus are available on this page, including **Teacher Data**, **Assessment**, and **Results**, each of which supports specific functions within the performance evaluation process.

Figure 2 illustrates the teacher's main dashboard that has been developed, showcasing how the interface is structured to facilitate usability and provide efficient navigation for users.

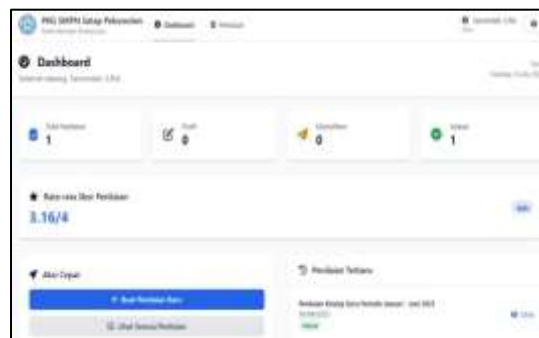


Figure 2. Dashboard (Main Page)

### (c) Teacher Data Page

This page presents comprehensive data regarding teachers at SMPN Satap Pekuwan. The teacher menu contains biodata information such as full name, user email, employee identification number (NIP), rank, subjects taught, contact number, address, and years of teaching experience. These data were obtained from the observations conducted at SMPN Satap Pekuwan.

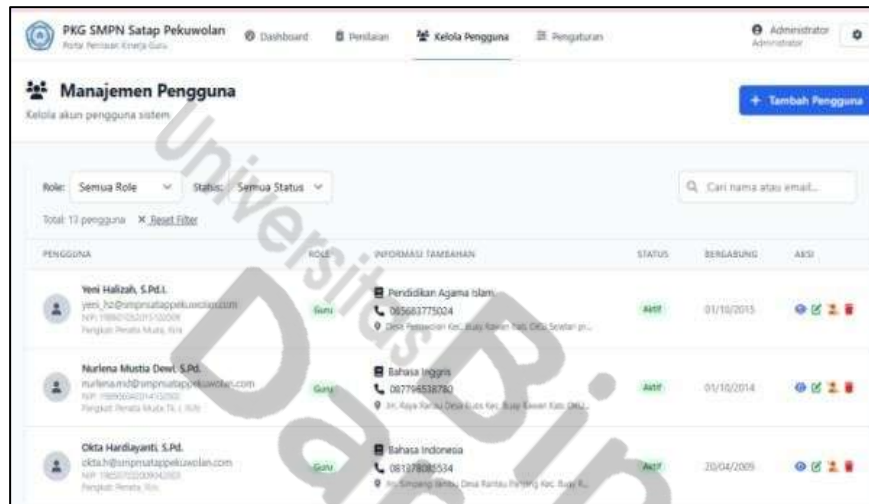


Figure 3. Teacher Data Page

### (d) Teacher Details Page

This page displays detailed information about the biodata of teachers at SMPN Satap Pekuwan. The following is Figure 4, which shows the interface of the teacher data page.

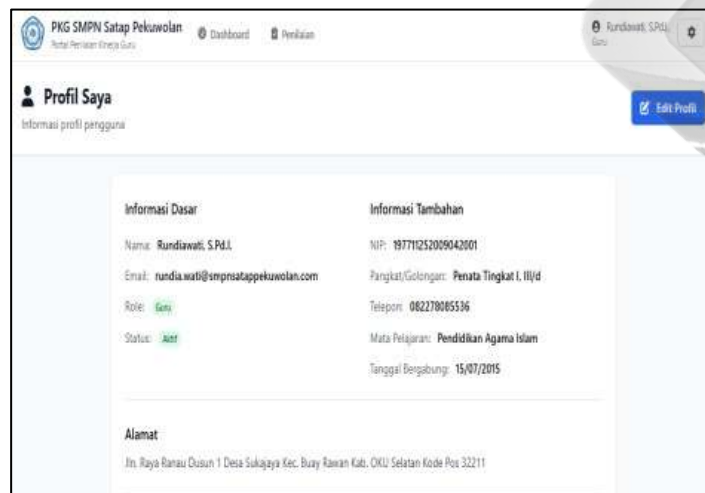


Figure 4. Teacher Details Page

## 3.2. Usability Testing

Usability testing is an essential evaluation aimed at ensuring that the designed application is easy to use and meets user needs [11]. The testing and evaluation were conducted directly at SMPN Satap Pekuwan, involving 5 teachers and 1 principal as participants. The users were assigned tasks in the form of scenarios that reflected real activities during the testing, which was guided by the author. In this test, there were four

tasks that users had to complete. The difficulty level of each task was assessed using a scale of 1 (easy), 2 (moderate), and 3 (difficult). In addition to assessing difficulty levels, the evaluation also included success rates with the following codes: “S” for success, “SP” for success with guidance, and “F” for failure to complete the task. The success rate serves as the main indicator of the usability testing outcome, while the difficulty scale is used as a reference for respondents. This approach provides two complementary perspectives in the testing and evaluation results, thereby ensuring a more thorough and comprehensive analysis [12][13].

### 3.2.1. System Usability Scale (SUS)

After completing the usability testing session, participants were asked to fill out the System Usability Scale (SUS) questionnaire [14]. The final SUS score is then calculated using the following rules:

- (a) For odd-numbered statements, the final score is obtained by subtracting 1 from the user’s given score.
- (b) For even-numbered statements, the final score is obtained by subtracting the user’s original score from 5.
- (c) The overall SUS score is obtained by summing all final scores and multiplying the total by 2.5.

Table 1 below presents the original score results from the SUS testing of 5 prospective users.

**Tabel 1.** Original SUS Questionnaire Scores

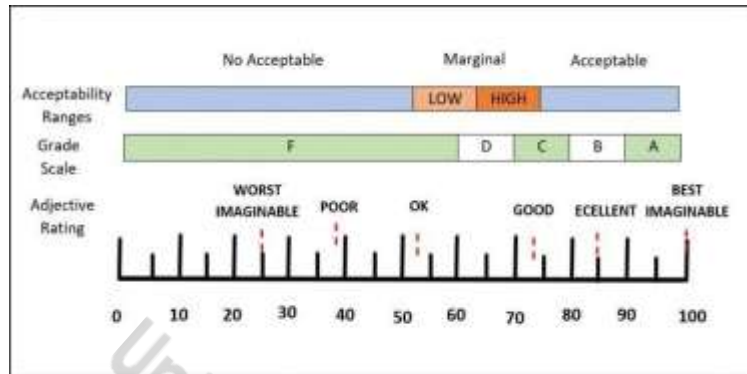
| No | Partisipan  | Original Scores (Questionnaire Data) |    |    |    |    |    |    |    |    |     |
|----|-------------|--------------------------------------|----|----|----|----|----|----|----|----|-----|
|    |             | 01                                   | 02 | 03 | 04 | 05 | 06 | 07 | 08 | 09 | 010 |
| 1  | Responden 1 | 5                                    | 2  | 5  | 4  | 4  | 1  | 5  | 1  | 5  | 4   |
| 2  | Responden 2 | 4                                    | 1  | 5  | 2  | 2  | 2  | 4  | 2  | 4  | 2   |
| 3  | Responden 3 | 5                                    | 1  | 5  | 1  | 4  | 2  | 5  | 1  | 5  | 2   |
| 4  | Responden 4 | 4                                    | 1  | 5  | 1  | 4  | 2  | 4  | 2  | 5  | 4   |
| 5  | Responden 5 | 5                                    | 1  | 5  | 1  | 4  | 1  | 5  | 1  | 5  | 2   |

Table 2 below presents the final results of the System Usability Scale (SUS) testing.

**Table 2.** Final Results of System Usability Scale (SUS) Testing

| No                           | Partisipan | Skor             |                  |                  |                  |                  |                  |                  |                  |                    | Jumlah | Nilai<br>(Jumlah<br>x<br>2.5) |
|------------------------------|------------|------------------|------------------|------------------|------------------|------------------|------------------|------------------|------------------|--------------------|--------|-------------------------------|
|                              |            | Q2<br>(5-<br>Q2) | Q3<br>(Q3-<br>1) | Q4<br>(5-<br>Q4) | Q5<br>(Q5-<br>1) | Q6<br>(5-<br>Q6) | Q7<br>(Q7-<br>1) | Q8<br>(5-<br>Q8) | Q9<br>(Q9-<br>1) | Q10<br>(5-<br>Q10) |        |                               |
| 1                            | R1         | 3                | 4                | 1                | 3                | 4                | 4                | 4                | 4                | 1                  | 32     | 80                            |
| 2                            | R2         | 4                | 4                | 3                | 1                | 3                | 3                | 3                | 3                | 3                  | 30     | 75                            |
| 3                            | R3         | 4                | 4                | 4                | 3                | 3                | 4                | 4                | 4                | 3                  | 37     | 92,5                          |
| 4                            | R4         | 4                | 4                | 4                | 3                | 3                | 3                | 3                | 4                | 1                  | 32     | 80                            |
| 5                            | R5         | 4                | 4                | 4                | 3                | 4                | 4                | 4                | 4                | 3                  | 38     | 95                            |
| Average Score (Final Result) |            |                  |                  |                  |                  |                  |                  |                  |                  |                    | 384,50 |                               |

Based on the final calculation of the participant data from the System Usability Scale (SUS) testing, an average score of 84.50 was obtained. It can therefore be concluded that the web-based teacher performance assessment application prototype received a grade of B in the EXCELLENT category. This indicates that the prototype is above average.



**Figure 5.** SUS Result

### 3.2.2. Evaluation and Testing Results

The evaluation results of the web-based teacher performance assessment application using the Design Thinking method at SMPN Satap Pekuwolan were carried out through usability testing and application effectiveness analysis. The results of these evaluations are as follows:

#### (a) Usability Testing

The usability testing results show that the application is easy to use with a success rate categorized as “*Successful*”, difficulty level as “*Easy*”, and an average completion time of about 4 minutes. Users felt satisfied and considered the web-based application effective and easy to learn. However, several issues were still found in the prototype features, such as a non-functional back button, font size being too small, and the absence of a print feature for teacher performance assessment results. The testing results using the System Usability Scale (SUS) obtained a score of **84.50**, which falls into the “*Good*” category. This indicates that the web-based application is well-designed and user-friendly.

#### (b) Application Effectiveness Analysis

The effectiveness analysis of the UI/UX design was carried out based on the prototype using the Design Thinking approach. In the *Empathize* stage, the main user needs were revealed, such as ease of access, automated calculations, and efficient data storage. Next, in the *Define* stage, the problem was formulated as the need for a system capable of automating teacher performance score calculations and providing structured archive storage. The *Ideate* stage produced a simple and intuitive interface concept with key features such as assessment data input, automated calculations, performance report display, and archive management. An interactive prototype was then created and tested in the *Prototype* and *Test* stages [15].

## 4. Conclusion

Based on the research on the UI/UX Design of a Web-Based Teacher Performance Assessment Application using the Design Thinking Method (case study at SMPN Satap Pekuwolan), several important conclusions were obtained. The teacher performance assessment application was successfully developed with an optimal UI/UX approach through the application of the Design Thinking method.

The design process began in the *Empathize* stage by conducting observations and interviews to identify user needs. The findings were then further analyzed in the *Define* stage to formulate the main problems encountered. Next, in the *Ideate* stage, various alternative creative solutions were designed and realized in the form of a prototype according to user needs. The final prototype was tested through usability testing measured using the System Usability Scale (SUS), resulting in an average score of **90.85**. This indicates that the application interface is intuitive, easy to use, and provides a very high level of user satisfaction, proving that the Design Thinking method can produce an effective and user-friendly interface design.

In addition, the design of this web application also went through business stages that include identifying needs, system design, and prototype validation. The application was designed to automate data collection, score calculation, and teacher performance evaluation report preparation. This automation is expected to reduce errors that often occur in manual processes while increasing the efficiency of managing teacher performance assessments. Furthermore, the web-based teacher performance assessment application has been proven to enhance work effectiveness by providing evaluation data that is easily and practically accessible. The development was carried out through the collaboration of various stakeholders: teachers and principals who actively validated application features according to real needs in the field; school administrators responsible for data management and system operations; and the IT development team that integrated backend technology to automate data accumulation, score calculations, and report generation.

Trial results show that this digital solution can improve three fundamental aspects: ease of access to information, accuracy of assessment, and efficiency of performance evaluation processes. Thus, the system not only improves the effectiveness of teacher performance evaluation but also provides a credible database to support decision-making and encourage the overall improvement of learning quality.

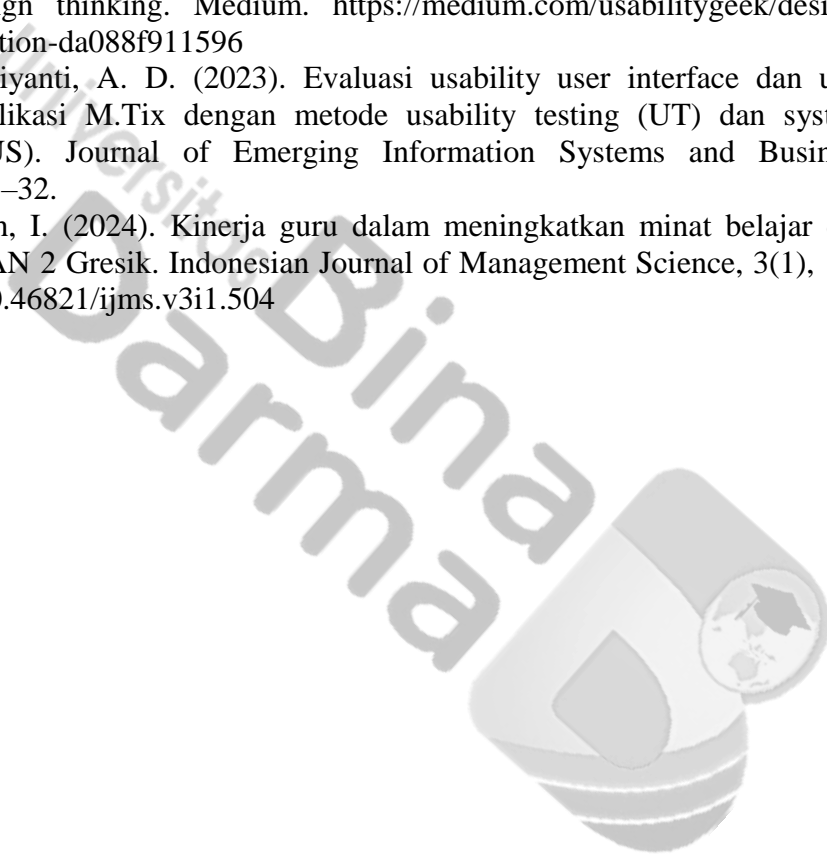
## Acknowledgement

The authors would like to thank the Bina Darma University for providing the supports for this study.

## References

- Awal, H. (2023). Implementasi sistem informasi pelayanan publik pada Puskesmas Kambang berbasis web. *Jurnal Sains Informatika Terapan*, 2(1), 31–37. <https://doi.org/10.62357/jsit.v2i1.185>
- Dharmayanti, D., Bachtiar, A. M., & Wibawa, A. P. (2018). Analysis of user interface and user experience on Comrades application. *IOP Conference Series: Materials Science and Engineering*, 407(1), 012127. <https://doi.org/10.1088/1757-899X/407/1/012127>
- Effendy, E., Siregar, E. A., Fitri, P. C., & Damanik, I. A. S. (2023). Mengenal sistem informasi manajemen dakwah (Pengertian sistem, karakteristik sistem). *Jurnal Pendidikan dan Konseling*, 5(2), 4343–4349.
- Fauzi, A. H., & Sukoco, I. (2019). Konsep design thinking pada lembaga bimbingan belajar Smartnesia Educa. *Organum: Jurnal Saintifik Manajemen dan Akuntansi*, 2(1), 37–45.
- Indriawati, P., Maulida, N., Erni, D. N., & Putri, W. H. (2022). Kinerja guru dalam mutu pendidikan di SMAN 02 Balikpapan. *Jurnal Penelitian, Pendidikan dan Pengajaran: JPPP*, 3(3), 204–215. <https://doi.org/10.30596/jppp.v3i3.12795>
- Kesuma, D. P. (2021). Penggunaan metode system usability scale untuk mengukur aspek

- usability pada media pembelajaran daring di Universitas XYZ. *Jurnal Teknik Informatika dan Sistem Informasi*, 8(3), 1615–1626. <http://jurnal.mdp.ac.id>
- Mustajib, A., & Kurniawati, I. (2023). Implementasi metode design thinking dalam rancang bangun UI/UX pada website Rumah Sakit Pusdikkes Puskesmas menggunakan Figma. *Jommit: Jurnal Multi Media dan IT*, 7(1), 48–57.
- Nadhif, A. K., Jati, D. T. W., Hussein, M. F., & Widiati, I. S. (2021). Perancangan UI/UX aplikasi penjualan dengan pendekatan design thinking. *Jurnal Ilmiah IT Cida*, 7(1), 44–55.
- Purba, R. (2023). Design thinking. Medium. <https://medium.com/usabilitygeek/design-thinking-an-introduction-da088f911596>
- Putri, A. R. R., & Indriyanti, A. D. (2023). Evaluasi usability user interface dan user experience pada aplikasi M.Tix dengan metode usability testing (UT) dan system usability scale (SUS). *Journal of Emerging Information Systems and Business Intelligence*, 4(2), 21–32.
- Rofiq, A. L., & Fadhilah, I. (2024). Kinerja guru dalam meningkatkan minat belajar dan prestasi siswa di MAN 2 Gresik. *Indonesian Journal of Management Science*, 3(1), 11–22. <https://doi.org/10.46821/ijms.v3i1.504>



## LAMPIRAN

Form Verifikasi Format Penjilidan Skripsi Program Studi Teknik Informatika

Nama : Agus Salim

NIM : 181420135

Judul : Perancangan UI/UX Sistem Informasi Penilaian Kinerja Guru Berbasis Web di SMPN Satap Pekuwolan

Wisuda 30 Oktober 2025

| No                  | Deskripsi Penjilidan Skripsi  | Kesesuaian |    | No | Deskripsi Penjilidan Skripsi               | Kesesuaian |    |
|---------------------|-------------------------------|------------|----|----|--|------------|----|
|                     |                               | Revisi     | Ok |    |  | Revisi     | Ok |
| 1                   | Cover Luar                    |            | ✓  | 14 | Daftar Pustaka                             |            | ✓  |
| 2                   | Cover Sampul                  |            | ✓  |    | <b>Lampiran</b>                            |            |    |
| 3                   | Halaman Pengesahan            |            | ✓  |    | 1. Surat Keterangan Lulus Seminar Proposal |            | ✓  |
| 4                   | Halaman Persetujuan           |            | ✓  |    | 2. Form Perbaikan Seminar Proposal         |            | ✓  |
| 5                   | Halaman Pernyataan            |            | ✓  |    | 3. Surat Keterangan Lulus Ujian Skripsi    |            | ✓  |
| 6                   | Halaman Motto dan Persembahan |            | ✓  |    | 4. SK Pembimbing                           |            | ✓  |
| 7                   | Abstrak Bahasa Inggris        |            | ✓  |    | 5. Lembar ACC Pengajuan Judul              |            | ✓  |
| 8                   | Abstrak Bahasa Indonesia      |            | ✓  |    | 6. Lembar Konsultasi Bimbingan Skripsi     |            | ✓  |
| 9                   | Kata Pengantar                |            | ✓  |    | 7. Lembar Hasil Turnitin                   |            | ✓  |
| 10                  | Format Daftar Isi             |            | ✓  |    | 8. Surat Izin Penelitian                   |            | ✓  |
| 11                  | Format Daftar Gambar          |            | ✓  |    | 9. Surat Balasan Izin Penelitian           |            | ✓  |
| 12                  | Format Daftar Tabel           |            | ✓  |    | 10. Lembar Perbaikan Komprehensif          |            | ✓  |
| 13                  | <b>BAB I</b>                  |            |    |    | 11. LoA Jurnal                             |            |    |
|                     | 1. Format Penulisan           |            | ✓  |    | <b>BAB I</b>                               |            |    |
|                     | 2. Format Penomoran           |            | ✓  |    | Lampiran Turnitin                          |            |    |
|                     | 3. Format Bahasa              |            | ✓  |    | <b>BAB II</b>                              |            |    |
|                     | <b>BAB II</b>                 |            |    |    | Lampiran Turnitin                          |            |    |
|                     | 1. Format Penulisan           |            | ✓  |    | <b>BAB III</b>                             |            |    |
|                     | 2. Format Penomoran           |            | ✓  |    | Lampiran Turnitin                          |            |    |
|                     | 3. Format Bahasa              |            | ✓  |    | <b>BAB IV</b>                              |            |    |
|                     | <b>BAB III</b>                |            |    |    | Lampiran Turnitin                          |            |    |
|                     | 1. Format Penulisan           |            | ✓  |    | <b>BAB V</b>                               |            |    |
|                     | 2. Format Penomoran           |            | ✓  |    | Lampiran Turnitin                          |            |    |
|                     | 3. Format Bahasa              |            | ✓  |    |  |            |    |
|                     | <b>BAB IV</b>                 |            |    |    |  |            |    |
|                     | 1. Format Penulisan           |            | ✓  |    |  |            |    |
|                     | 2. Format Penomoran           |            | ✓  |    |  |            |    |
| 3. Format Bahasa    |                               | ✓          |    |    |  |            |    |
| <b>BAB V</b>        |                               |            |    |    |  |            |    |
| 1. Format Penulisan |                               | ✓          |    |    |  |            |    |
| 2. Format Penomoran |                               | ✓          |    |    |  |            |    |
| 3. Format Bahasa    |                               | ✓          |    |    |  |            |    |

Mengetahui,  
Pemeriksa Verifikasi Jilid

(Nurul Huda, M.Kom.)

Palembang, 16 September 2025

Ketua Program Studi Teknik Informatika

(Alex Wijaya, S.Kom., M.IT.)

- NB :
1. Dilampirkan Pada saat jilid skripsi
  2. Pemeriksa verifikasi jilid adalah pembimbing